

SINGLE ACTING SPRING HINGES

ILLUSTRATION	DESCRIPTION	FINISH	MODEL #	CASE QTY. PER PIECE
--------------	-------------	--------	---------	------------------------

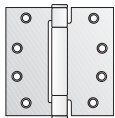
HINGE	RECOMMENDED DOOR WEIGHT (LBS.)	SPRING HINGES
3 1/2" x 3 1/2"	50 70 90	1 ea. 2 ea. 3 ea.
4" x 4"	60 85 110	1 ea. 2 ea. 3 ea.
4 1/2" x 4 1/2"	70 115 150	1 ea. 2 ea. 3 ea.

FEATURES

- ◆ ADJUSTABLE SPRING TENSION
- ◆ NON-HANDED
- ◆ UL LISTED
- ◆ SCREW HOLE PATTERN CONFORMS TO ANSI SPECIFICATIONS
- ◆ INSTALLATION INSTRUCTIONS AND ADJUSTMENT TOOL INCLUDED
- ◆ COMPLETE WITH ONE SET MACHINE SCREWS AND 1/2 SET WOOD SCREWS

NOTE

- ◆ EXCESSIVE AIR PRESSURE OR OTHER ADVERSE JOB CONDITIONS MAY REQUIRE USE OF ALL SPRING HINGES
- ◆ SPRING TENSION MAY NOT BE REQUIRED ON ALL HINGES

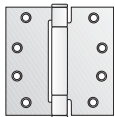


4 1/2" x 4 1/2" – SQUARE CORNER

PRIME COATED (GREY)
SATIN BRASS (US4)
DULL CHROME (26D)

25-3310PCE
25-3310DBE
25-3310DCE

40
40
40

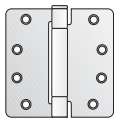


4" x 4" – SQUARE CORNER

SATIN BRASS (US4)
DULL CHROME (26D)

25-3310DBC
25-3310DCC

40
40

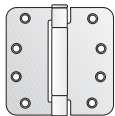


4" x 4" – 1/4" RADIUS

SATIN BRASS (US4)

25-3311DBC

40

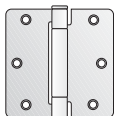


4" x 4" – 5/8" RADIUS

SATIN BRASS (US4)

25-3312DBC

40

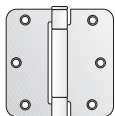


3 1/2" x 3 1/2" – 1/4" RADIUS

SATIN BRASS (US4)

25-3311DBB

40



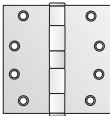
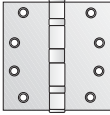
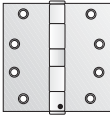
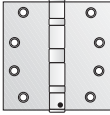
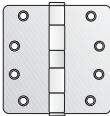
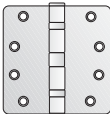
3 1/2" x 3 1/2" – 5/8" RADIUS

SATIN BRASS (US4)

25-3312DBB

40

**TEMPLATE
BUTT HINGES**

ILLUSTRATION	DESCRIPTION	FINISH	MODEL #	CASE QTY. PER PAIR
	4 1/2" x 4 1/2" – TEMPLATE SQUARE BUTT SQUARE CORNER BUTT HINGE 4 1/2" x 4 1/2" COMPLETE WITH FULL MACHINE SCREWS AND FULL WOOD SCREWS. KNOCK-OUT FEATURE, FLAT BUTTON TIP. NOTE: MINIMUM ORDER QUANTITY – ONE CASE OF 16 BOXES OF 1 1/2 PAIRS			
	PLAIN BEARING	PRIME COATED	25-6169PC	24
	NON-RISING	DULL CHROME	25-6169N	24
	LOOSE PIN	DULL BRASS	25-6169B	24
		POLISHED BRASS	25-6169BP	24
	BALL BEARING NON-RISING LOOSE PIN			
		PRIME COATED	25-6172PC	24
		DULL CHROME	25-6172N	24
		DULL BRASS	25-6172B	24
		POLISHED BRASS	25-6172BP	24
	PLAIN BEARING NON-REMOVABLE PIN (NRP)			
		PRIME COATED	25-6170PC	24
		DULL CHROME	25-6170N	24
		DULL BRASS	25-6170B	24
		POLISHED BRASS	25-6170BP	24
	BALL BEARING NON-REMOVABLE PIN (NRP)			
		PRIME COATED	25-6173PC	24
		DULL CHROME	25-6173N	24
		DULL BRASS	25-6173B	24
		POLISHED BRASS	25-6173BP	24
	4" x 4" – 1/4" RADIUS CORNER BUTT 1/4" RADIUS CORNER BUTT HINGE 4" x 4" COMPLETE WITH FULL MACHINE SCREWS AND HALF WOOD SCREWS. NON-RISING LOOSE PIN WITH KNOCK-OUT FEATURE, FLAT BUTTON TIP. NOTE: MINIMUM ORDER QUANTITY – ONE CASE OF 24 BOXES OF 1 1/2 PAIRS			
	PLAIN BEARING	DURONODIC BRONZE	25-7769DUR	24
		DULL CHROME	25-7769N	24
		DULL BRASS	25-7769B	24
		POLISHED BRASS	25-7769BP	24
	BALL BEARING			
		DURONODIC BRONZE	25-7772DUR	24
		DULL CHROME	25-7772N	24
		DULL BRASS	25-7772B	24
		POLISHED BRASS	25-7772BP	24